

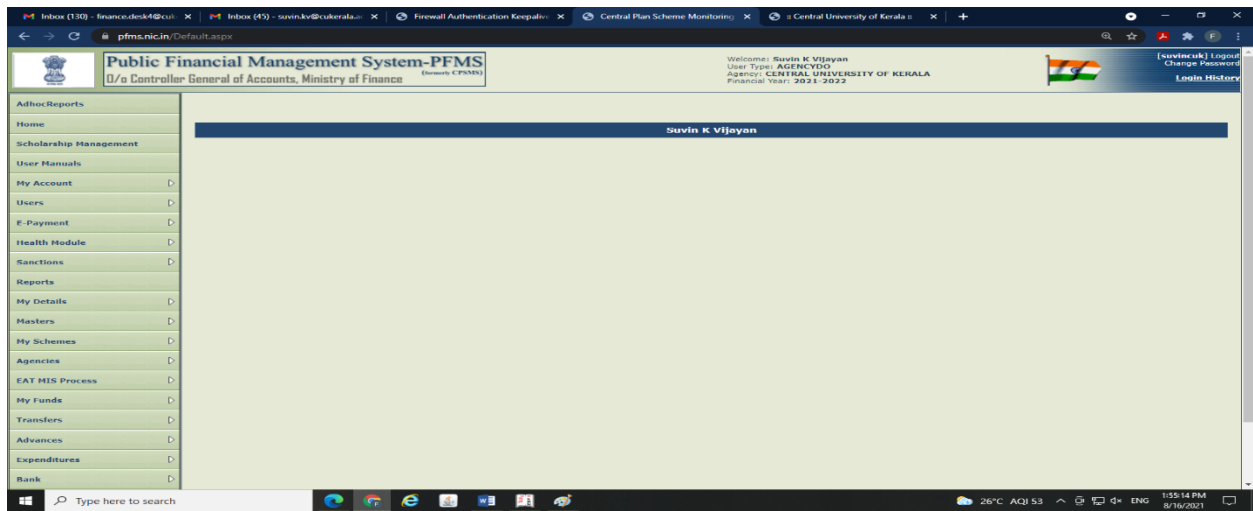
## Finance & Accounts

The following modules are covered under Finance & Accounts:

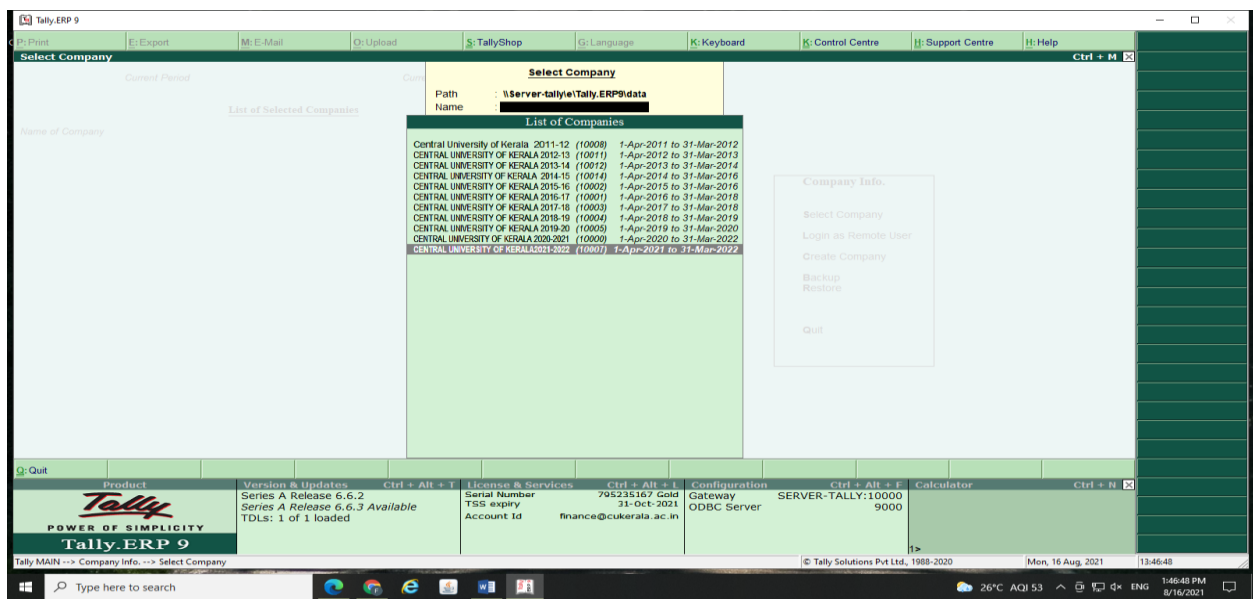
1. Bill Process System
2. Budget Management System
3. Income Tax Management
4. Finance Management System
5. Payroll Management System
6. Pension Management
7. Fee Management System

PFMS and Tally are the softwares currently used by the Finance section

## Public Financial Management System



## Tally



## 1) Budget Management System

The screenshot displays the 'Budget Head Code Master' form within the CUK-ERP system. The left sidebar shows a navigation menu with 'Budget Head Code Master' highlighted. The main form area has a yellow header 'Searching Criteria' and contains several input fields: 'Government Budget Head' (dropdown), 'Fund Type' (dropdown), 'Fund Category' (dropdown), 'Budget Head Code' (text input), 'Budget Head Code Description' (text input), 'Budget Head Type' (dropdown), 'Is Used In Pension' (dropdown), and 'Is Active' (dropdown). At the bottom, there are 'Search', 'New', and 'Reset' buttons.

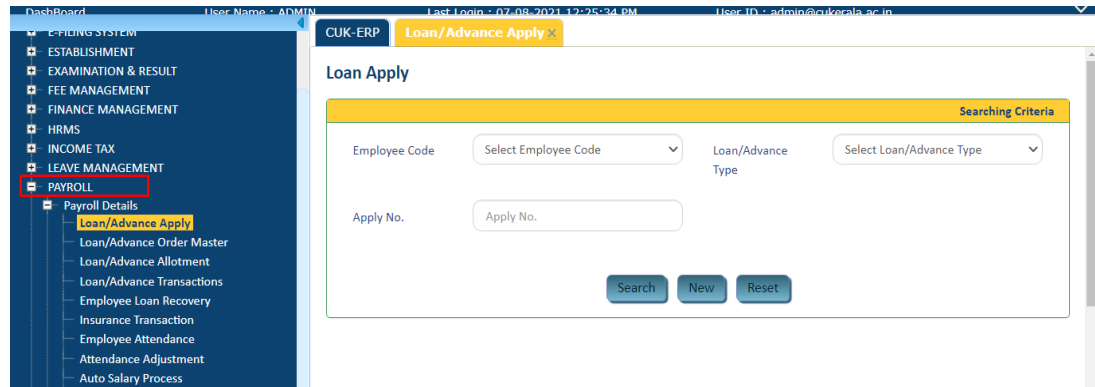
## 2) Income Tax Management System

The screenshot shows the 'Income Tax Process' form in the CUK-ERP system. The top navigation bar includes 'User Name : ADMIN', 'Last Login : 16-08-2021 01:42:51 PM', and 'User ID : admin@cukerala.ac.in'. The left sidebar has 'Income Tax Process' highlighted. The main form area has a yellow header 'Searching Criteria' and includes fields for 'Financial Year' (dropdown, value: 2021-2022), 'Month' (dropdown), 'Employee Code' (dropdown), 'Manual Employee Code' (text input), 'Employee Name' (text input), 'Designation' (dropdown), 'Department' (dropdown), 'Nature Type' (dropdown), and 'Posting City' (dropdown). 'View' and 'Reset' buttons are located at the bottom.

## 3) Pension Management System

The screenshot displays the 'Create & Manage Pension Formula' form in the CUK-ERP system. The left sidebar shows 'PENSION' and 'Create & Manage Pension Formula' highlighted. The main form area has a yellow header 'Searching Criteria' and contains 'Description' (text input) and 'Order No.' (text input) fields. 'Search', 'New', and 'Reset' buttons are positioned at the bottom.

#### 4) Payroll Management System



#### 5) Fee Management System

